


LOTTUS STOOL

enea

BY Lievore Alther Molina



The Lottus barstool is a swivel base stool available lacquered in a range of colours and also in chrome. It is available with a pedestal or a sled base.

[Click here to see all the finishes of Lottus Stool](#)

Structures

- Round tube $\varnothing 16 \times 2 \text{ mm}$ and $\varnothing 14 \times 2 \text{ mm}$ and elliptical tube $32 \times 18 \times 2 \text{ mm}$, in cold laminate steel.
- Arms and supports in injected aluminium L-2630 UNE 38-263.
- Semi-automatically welding in arc robot with gas control and steel strip.

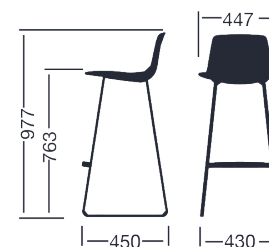
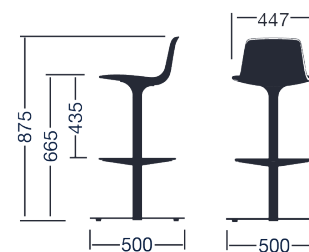
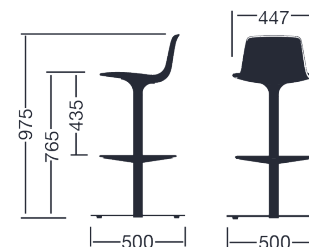
Certificates

UNE-EN 15373:2007
Strict public assessment 3.

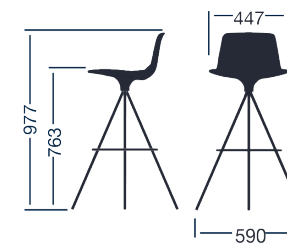
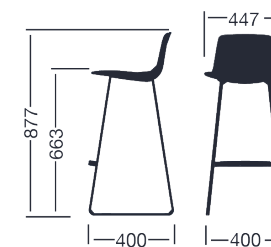
Finishes

- Structure lacquered or chromed (with chromed, lacquered or inox footrest).
- Shell in polypropylene or upholstery.
- Seat in polypropylene or upholstery.

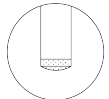
Measures



Measures



Accessories



Felt leg
pads

— Stainless steel accesory in footrest