


# EMA STOOL

enea

BY Lievore Altherr Molina



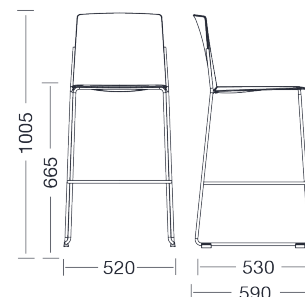
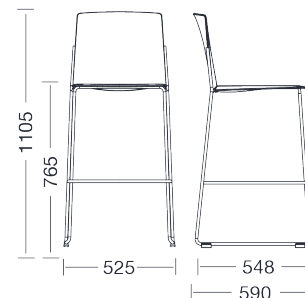
## Structures

- Round steel tube  $\varnothing 13 \times 1.5$  mm in cold laminate.
- Cast aluminum arms L-2630 UNE 38-263.
- Robotic welding MIG/MAG as standards UNE EN 287-1:2011.

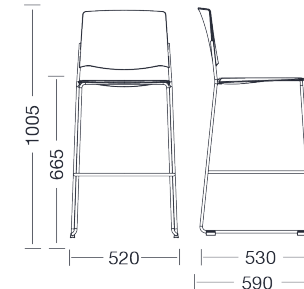
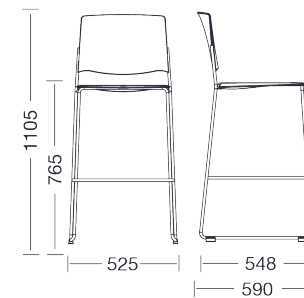
## Finishes

- Structure lacquered or chromed.
- Seat in polypropylene or upholstery.
- Back in polypropylene or upholstery.

## Measures



## Measures



The Ema stool is a contemporary and functional option which adapts to professional environments and also to informal meeting areas. The high version of the Ema stool offers an elegant and functional seating solution of informal spaces and communal areas.

[Click here to see all the finishes of Ema Stool](#)

---

## Accessories

- Leg linking device with arms
- Two-component blocks