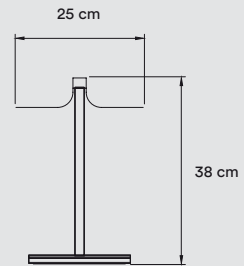
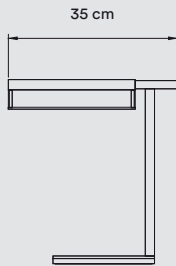


Will be available for production from November 2022



## REF.

OM M1 BK LED  
OM M1 IV LED  
OM M1 GD LED

## LIGHT SOURCE

Class II  

230V: Dimmable

### Driver:

Constant Voltage 24V

### LED Integrated:

Led module  
Energy class A\*

3.000K, CRI>90, 8W, 50-60Hz, 560 lm\*  
Available in 2.700K and 4.000K on request

\*Measurements obtained by photometric test at LZf using ivory white shades. Veneer Ref: 23 Natural White.

## PACKAGING

Box Size: 50 × 50 × 30 cm

Box Volume: 0,08 m<sup>3</sup>

Weight: Gross - 7,5 Kg | Net - 3,8 Kg

## MATERIALS & COMPONENTS

Wood Veneer Shade


Metal Stem & Structure

Black Electrical cable with Dimming Switch: 145 cm

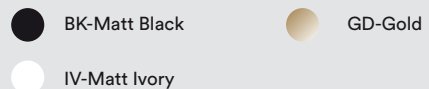
Plug-in Driver

## FINISHES

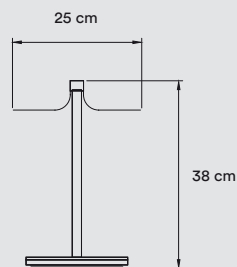
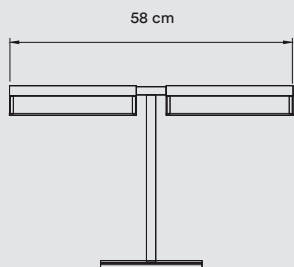
### WOOD VENEER



### METAL



Will be available for production from November 2022



## REF.

OM M2 BK LED  
OM M2 IV LED  
OM M2 GD LED

## LIGHT SOURCE

Class II  

230V: Dimmable

### Driver:

Constant Voltage 24V

### LED Integrated:

Led module  
Energy class A\*

3.000K, CRI>90, 16W, 50-60Hz, 880 lm\*  
Available in 2.700K and 4.000K on request

\*Measurements obtained by photometric test at LZf using ivory white shades. Veneer Ref: 23 Natural White.

## PACKAGING

Box Size: 65 × 65 × 40 cm

Box Volume: 0,17 m<sup>3</sup>

Weight: Gross - 8 Kg | Net - 4,5 Kg

## MATERIALS & COMPONENTS

Wood Veneer Shade




Metal Stem & Structure

Black Electrical cable with Dimming Switch: 145 cm




Plug-in Driver

## FINISHES

### WOOD VENEER

-  21 Natural Cherry
-  23 Natural White
-  22 Natural Beech

### METAL

-  BK-Matt Black
-  GD-Gold
-  IV-Matt Ivory