

REF.

TOMO S 24 LED DIM0-10V
TOMO S 24 LED DIMBT

LIGHT SOURCE

Class I



120 - 277V: Dimmable 0-10V

220-240V: Dimmable Bluetooth - BT

Driver:

Constant Voltage 24V

LED Integrated:

Led strip

Energy class A*

3.000K, CRI>90, 14W, 50-60Hz, 272 lm*

Available in 2.700K and 4.000K on request

*Measurements obtained by theoretical calculations at LZF using ivory white shades. Veneer Ref: 20 Ivory White.

PACKAGING

Box Size: 42 x 30 x 27 cm

Box Volume: 0,03 m³

Weight: Gross - 4 Kg | Net - 2,8 Kg

MATERIALS & COMPONENTS

Wood Veneer Shade

Matt Satin Acrylic Bottom Diffuser

Black Metal Structure

Black Metal Canopy: 35 x 4 x 6,6 cm

2 Electrified Black Steel Cables: 2,5 m drop

FINISHES

WOOD VENEER



20 Ivory White



24 Yellow



21 Natural Cherry



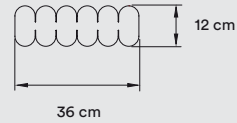
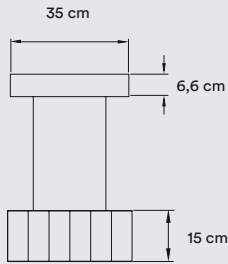
33 Pale Rose



22 Natural Beech



34 Sea Blue



REF.

TOMO S 36 LED DIM0-10V
TOMO S 36 LED DIMBT

LIGHT SOURCE

Class I



120 - 277V: Dimmable 0-10V

220-240V: Dimmable Bluetooth - BT

Driver:

Constant Voltage 24V

LED Integrated:

Led strip

Energy class A⁺

3.000K, CRI>90, 20W, 50-60Hz, k 408 lm*

Available in 2.700K and 4.000K on request

*Measurements obtained by theoretical calculations at LZF using ivory white shades. Veneer Ref: 20 Ivory White.

PACKAGING

Box Size: 42 × 30 × 16 cm

Box Volume: 0,02 m³

Weight: Gross - 5 Kg | Net - 3,1 Kg

MATERIALS & COMPONENTS

Wood Veneer Shade

Matt Satin Acrylic Bottom Diffuser







Black Metal Structure

Black Metal Canopy: 35 × 4 × 6,6 cm

2 Electrified Black Steel Cables: 2,5 m drop

FINISHES

WOOD VENEER

- | | | | |
|---|-------------------|--|--------------|
|  | 20 Ivory White |  | 24 Yellow |
|  | 21 Natural Cherry |  | 33 Pale Rose |
|  | 22 Natural Beech |  | 34 Sea Blue |