

**REF.**

CHOU MPA

LIGHT SOURCEClass II  

220 - 250V: Dimmable

E27 Lamp Holder

Recommended Bulb - Not Included
 LED Spherical DIM 11 W, 600 lm*
 Energy Class A*

*Measurements obtained by theoretical calculations at LZf using ivory white shades & recommended bulbs.
 Veneer Ref: 20 Ivory White.

PACKAGING

Box Size: 31 × 31 × 57 cm

Box Volume: 0,05 m³

Weight: Gross - 2,4 Kg | Net - 1,2 Kg



MATERIALS & COMPONENTS

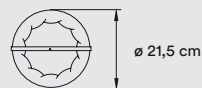
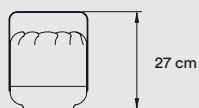
Wood Veneer Shade

Black Metal Base & Handle

Black Electrical Cable with Dimming Switch: 130 cm

FINISHES**WOOD VENEER**

- | | | | |
|---|-------------------|--|--------------|
|  | 20 Ivory White |  | 26 Red |
|  | 21 Natural Cherry |  | 28 Blue |
|  | 22 Natural Beech |  | 29 Grey |
|  | 24 Yellow |  | 33 Pale Rose |
|  | 25 Orange |  | 34 Sea Blue |

**REF.**

CHOU MPB

LIGHT SOURCEClass II  

220 - 250V: Dimmable

E27 Lamp Holder

Recommended Bulb - Not Included
LED Spherical DIM 11 W, 600 lm*
Energy Class A*

*Measurements obtained by theoretical calculations at LZf using ivory white shades & recommended bulbs.
Veneer Ref: 20 Ivory White.

PACKAGING

Box Size: 31 × 31 × 39 cm

Box Volume: 0,04 m³

Weight: Gross - 2,1 Kg | Net - 1,1 Kg











MATERIALS & COMPONENTS

Wood Veneer Shade

Black Metal Base & Handle

Black Electrical Cable with Dimming Switch: 130 cm

FINISHES**WOOD VENEER**

- | | |
|---|---|
|  20 Ivory White |  26 Red |
|  21 Natural Cherry |  28 Blue |
|  22 Natural Beech |  29 Grey |
|  24 Yellow |  33 Pale Rose |
|  25 Orange |  34 Sea Blue |