



References



**KOI LS CLUSTER  
LED DIMO-10V**



**KOI LS CLUSTER  
LED DIMBT**

Certificates



Class I

Dimmable:  
**120 - 277V**

Bluetooth Dimming:  
**220 - 240V**



Only wood shade colours  
are FSC® certified

- 20 Ivory White
- 22 Natural Beech



**Weight**  
Gross - 499 Kg  
Net - 156,01 Kg



**Required**  
Shades mount  
Difficulty: \*\*\*\*\*



REF. KOI LS CLUSTER LED 20  
Koi

Components



**Canopy**  
Upholstered  
off white leather

**Electrical cable**  
Transparent  
3 m drop

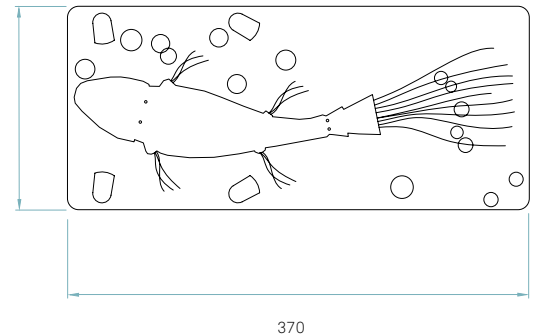
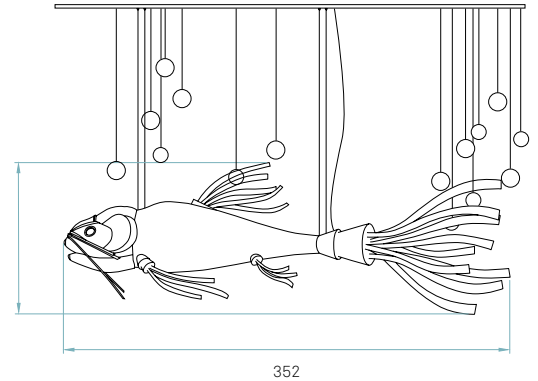
**Steel cable**  
4 x 3 m drop

**Spotlights**  
4 x 15 W LED

**Glass balls**  
15 x 3 W LED



**Box size**  
**Body**  
box 1: 224 x 69 x 87 cm  
1,345 m³ | 115 Kg  
**Head + Tail**  
box 2: 158 x 94 x 176 cm  
2,614 m³ | 147 Kg  
**Cluster**  
box 3: 207 x 196 x 75 cm  
3,05 m³ | 237 Kg



Light circuits: LED & Bulbs Included

**Circuit 1: Koi**  
**LED** 24 x Linear Module  
5,5 W 350mA

**Circuit 2: Spotlights**  
**GU10** 4 x LED 7 W

**Circuit 3: Glass balls**  
**G9** 15xLED DIM 3 W

**Energy class**  
**A+**  
LED integrated & Bulbs included



**Driver**  
 **MEANWELL**  
1 unit - Ref. NPF 90D-30  
1 unit - Ref. NPF 60D-20  
 **MEANWELL**  
1 unit - Ref. NPF 90D-30  
1 unit - Ref. NPF 60D-20  
+  
Bluetooth Control - CASAMBI / ELT  
1 unit - Ref. CBU - ASD  
Driver housed in cluster.

Details

Input Voltage	Luminous Flux	CRI	Watt.	CCT	Lifetime (L70)
120 - 277V	N/A	80	120 W	5000 K	40000h
220 - 240V					



References

KOI LS LED DIM0-10V

KOI LS LED DIMBT

Certificates



Class I

Dimmable:  
**120 - 277V**

Bluetooth Dimming:  
**220 - 240V**



Only wood shade colours are FSC® certified

Wood shade colours

- 20 Ivory White
- 22 Natural Beech



Components



**Metal Canopy**  
Brushed nickel  
56 x 16 x 60 cm

**Electrical cable**  
Transparent  
3 m drop

**Steel cable**  
4 x 3 m drop



**Box size**  
**Body**  
box 1: 224 x 69 x 87 cm  
1,345 m<sup>3</sup> | 115 Kg  
**Head + Tail**  
box 2: 158 x 94 x 176 cm  
2,614 m<sup>3</sup> | 147 Kg



**Weight**  
Gross - 262 Kg  
Net - 33 Kg



**Required**  
Shades mount  
Difficulty: \*\*\*\*\*


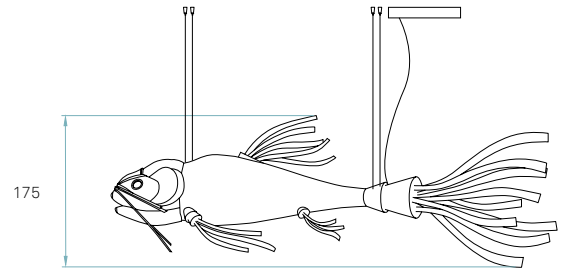


**LED**  
 Linear Module  
24 x 5,5 W

**Energy class**  
 **A+**  
LED integrated



**Driver**  
 MEANWELL  
1 unit - Ref. NPF 90D-30  
1 unit - Ref. NPF 60D-20  
 MEANWELL  
1 unit - Ref. NPF 90D-30  
1 unit - Ref. NPF 60D-20  
+  
Bluetooth Control - CASAMBI / ELT  
1 unit - Ref. CBU - ASD  
Driver housed in cluster.



Details

Input Voltage	Luminous Flux *	CRI	Watt.	CCT	Lifetime (L70)
120 - 277V	N/A	80	160 W	5000 K	40000h
220 - 240V					

\* Measurements taken using white shades, Veneer Ref: 20 Ivory White