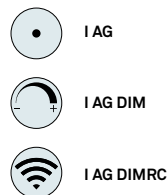


References



Certificates

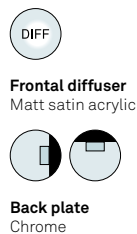


Wood shade colours

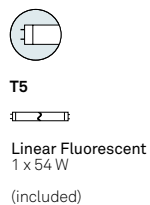
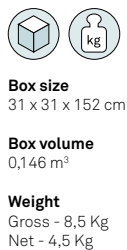


REF. I AG 21
I-Club Large


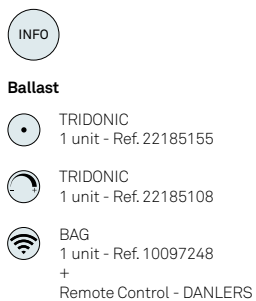
Components



Packaging



Energy class

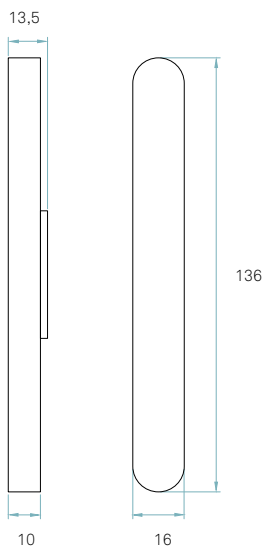


Details

Input Voltage	Luminous Flux	CRI	Watt.	Total Watt.	CCT	Lifetime (L70)
220 - 250V	N/A	85	1 x 54 W	54 W	3000 K	30000h



REF. I AG A LED 25
I-Club Large



References



Certificates



Class I

Dimmable:
120 - 277V

Bluetooth Dimming:
220 - 240V



Wood shade colours

- 20 Ivory White
- 21 Natural Cherry
- 22 Natural Beech
- 24 Yellow
- 25 Orange
- 26 Red
- 28 Blue
- 29 Grey
- 30 Turquoise
- 31 Chocolate
- 32 Pink

Components



Frontal diffuser
Matt satin acrylic



Back plate
Chrome



Box size
31 x 31 x 152 cm

Box volume
0,146 m³

Weight
Gross - 8 Kg
Net - 4 Kg



LED
 Linear Module
3 x 10,8 W 900mA
2700K / 4000 K
(Be sure to specify the
LED colour temperature)

Energy class

A+
LED integrated



Driver
 ERP
1 unit - Ref. ESS040W-0900-42
 ERP
1 unit - Ref. ESS040W-0900-42
+
Bluetooth Control - CASAMBI / ELT
1 unit - Ref. CBU - ASD

Details

Input Voltage	Watt.	CCT	Luminous Flux	CRI	Lifetime (L70)
120 - 277V / 220 - 240V	36 W	2700 K 4000 K	2266 lm 2394 lm	90	40000h